

INCH-POUND

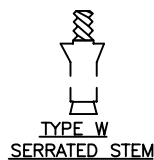
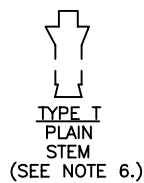
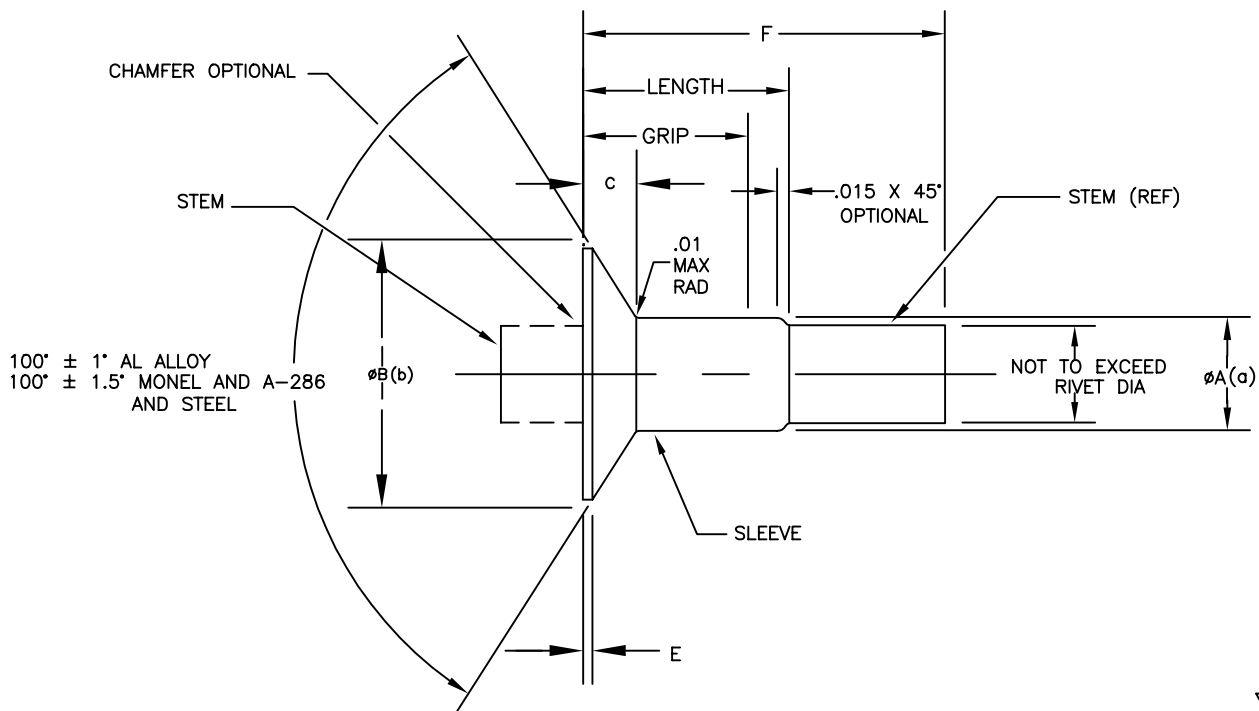
MS20605N
 21 MARCH 1997
 SUPERSEDING
 MS20605M
 28 JUNE 1994

MILITARY SPECIFICATION SHEET

RIVET, BLIND, NONSTRUCTURAL,
 100° FLUSH HEAD, CLASS 2

THIS SPECIFICATION IS APPROVED FOR USE BY ALL DEPARTMENTS
 AND AGENCIES OF THE DEPARTMENT OF DEFENSE.

THE REQUIREMENTS FOR ACQUIRING THE PRODUCT DESCRIBED HEREIN SHALL CONSIST
 OF THIS SPECIFICATION SHEET AND THE ISSUE OF THE FOLLOWING DOCUMENT
 LISTED IN THAT ISSUE OF THE DEPARTMENT OF DEFENSE INDEX OF SPECIFICATIONS
 AND STANDARDS (DODISS) SPECIFIED IN THE SOLICITATION: MIL-R-8814



TYPE C
 MANDREL LOADED
 (SEE NOTE 8.)

- (a) .001 SHANK DIAMETER INCREASE PERMISSIBLE WITHIN .100 INCH OF HEAD.
- (b) MAXIMUM HEAD DIAMETERS ARE THEORETICAL SHARP CORNERS AS MEASURED BY PROJECTION.

(N) ENTIRE SPECIFICATION REVISED

MS20605N

REQUIREMENTS:

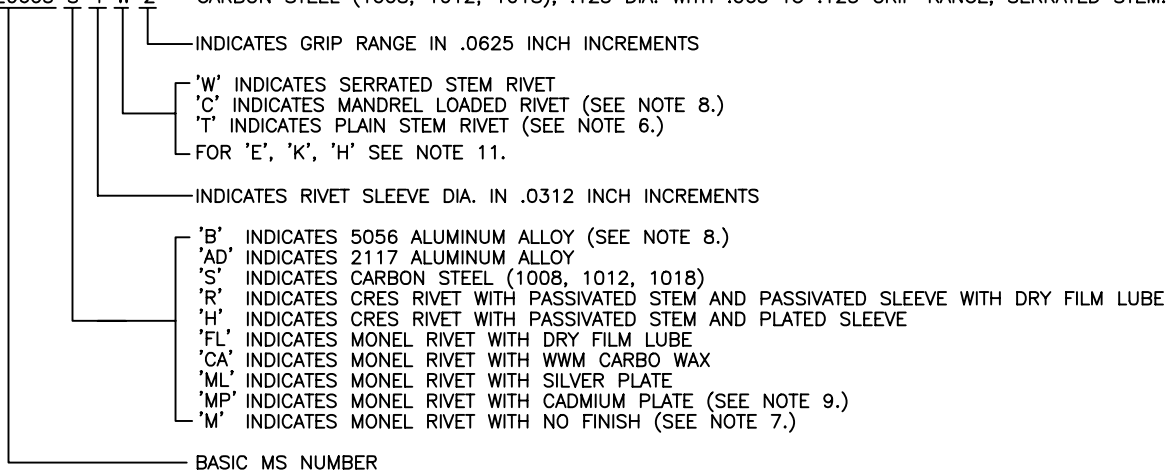
1. MATERIAL AND FINISH AS FOLLOWS:

COMPONENT	MATERIAL	FINISH AND LUBRICATION	MATERIAL CODE
SLEEVE STEM	CARBON STEEL, 1008, 1012, (1018) PER ASTM A-510 CARBON STEEL PER ASTM A-510	CADMIUM PLATE PER QQ-P-416 TYPE II, CLASS 2 CADMIUM PLATE PER QQ-P-416 TYPE II, CLASS 2	S
SLEEVE STEM	A286 CRES PER AMS 5731 305 CRES PER ASTM A-493	PASSIVATE PER QQ-P-35 AND LUBRICATE PER SAE AS 5272, TYPE I PASSIVATE PER QQ-P-35	R
SLEEVE STEM	A286 CRES PER AMS5731 305 CRES PER ASTM A-493	CADMIUM PLATE PER QQ-P-416 TYPE II, CLASS 2 PASSIVATE PER QQ-P-35	H
SLEEVE STEM	5056 AL ALLOY PER QQ-A-430 CARBON STEEL PER ASTM A-510	ANODIZE PER MIL-A-8625 TYPE II, CLASS 1 OR CHEMICAL SURFACE TREATMENT PER MIL-C-5541, CLASS 1A AS REQUIRED FOR CORROSION PROTECTION	B
SLEEVE STEM	2117 AL ALLOY PER QQ-A-430 CARBON STEEL PER ASTM A-510	ANODIZE PER MIL-A-8625 TYPE I, CLASS 1 OR CHEMICAL SURFACE TREATMENT PER MIL-C-5541, CLASS 1A AS REQUIRED FOR CORROSION PROTECTION	AD
SLEEVE STEM	MONEL PER QQ-N-281, CLASS A CARBON STEEL PER ASTM A 510	CADMIUM PLATE PER QQ-P-416 TYPE II, CLASS 2 AS REQUIRED FOR CORROSION PROTECTION (SEE NOTE 9.)	MP
SLEEVE STEM	MONEL PER QQ-N-281, CLASS A CARBON STEEL PER ASTM A-510	SILVER PLATE PER QQ-S-365 AS REQUIRED FOR CORROSION PROTECTION	ML
SLEEVE STEM	MONEL PER QQ-N-281, CLASS A CARBON STEEL PER ASTM A-510	WWM CARBO WAX AS REQUIRED FOR CORROSION PROTECTION	CA
SLEEVE STEM	MONEL PER QQ-N-281, CLASS A CARBON STEEL PER ASTM A-510	DRY FILM LUBE PER SAE AS 5272, TYPE I AS REQUIRED FOR CORROSION PROTECTION	FL
SLEEVE STEM	MONEL PER QQ-N-281, CLASS A CARBON STEEL PER ASTM A-510	NO FINISH (SEE NOTE 10.)	M

NOTES:

- DIMENSIONS IN INCHES.
- FOR LIMITATIONS FOR DESIGN USAGE, USE STANDARD MS33557.
- FOR STRUCTURAL BLIND RIVETS, USE STANDARDS MS20600, MS20601.
- COLOR: 5056 ALUMINUM ALLOY RIVETS SHALL BE SUITABLY IDENTIFIED BY AN ORANGE COLOR SIMILAR TO FEDERAL STD. NO. 595, COLOR NO. 32246.
- EXAMPLE OF PART NUMBER:

MS20605 S 4 W 2 = CARBON STEEL (1008, 1012, 1018), .125 DIA. WITH .063 TO .125 GRIP RANGE, SERRATED STEM.



- PLAIN STEM RIVETS (TYPE T) ARE INACTIVE FOR NEW DESIGN AFTER 1 NOVEMBER 1986. USE SERRATED STEM (TYPE W).
- MONEL RIVETS WITH NO FINISH INACTIVE FOR NEW DESIGN AFTER 3 MARCH 1969.
- MANDREL LOADED ALUMINUM ALLOY 5056 RIVETS INACTIVE FOR NEW DESIGN AFTER 3 MARCH 1969.
- CADMIUM PLATED MONEL RIVETS ARE INACTIVE FOR NEW DESIGN AFTER 24 JULY 1969.
- LUBE MAY BE ADDED AS REQUIRED FOR PERFORMANCE.
- ITEMS CODED E, H, K ON PREVIOUS ISSUES OF THIS DOCUMENT HAVE BEEN CANCELLED, AS FOLLOWS:
TYPE 'E': NO SUPERSEDING TYPE
TYPE 'K': USE TYPE 'W' (SERRATED TYPE)
TYPE 'H': USE MS24661.
- IN THE EVENT OF A CONFLICT BETWEEN THE TEXT OF THIS DOCUMENT AND THE REFERENCES CITED HEREIN, THE TEXT OF THIS DOCUMENT SHALL TAKE PRECEDENCE.
- UNLESS OTHERWISE SPECIFIED, ISSUES OF REFERENCED DOCUMENTS ARE THOSE IN EFFECT AT THE TIME OF SOLICITATION.

MS20605N

TYPE MP
 NICKEL - COPPER ALLOY (MONEL)
 CADMIUM PLATED
 (INACTIVE FOR NEW DESIGN SEE NOTE 6 AND 9)

øA	FLUSH HEAD			
	B	C	E	
+ .003 - .002	±.004	(REF)	MIN	MAX
.094	.179	.036	.002	.015
.125	.225	.042	.002	.015
.156	.286	.055	.002	.015
.187	.353	.070	.002	.015
.250	.476	.095	.002	.015

MANDREL LOADED	PLAIN STEM	SERRATED STEM	GRIP RANGE		LENGTH MAX	F MAX
			SUFFIX CODE	SUFFIX CODE		
ø.094, NOMINAL						
3C1	3T1	3W1	.040	.062	.140	.281
3C2	3T2	3W2	.063	.125	.203	.281
3C3	3T3	3W3	.126	.187	.265	.343
3C4	3T4	3W4	.188	.250	.328	.405
ø.125, NOMINAL						
4C1	4T1	4W1	.047	.062	.170	.256
4C2	4T2	4W2	.063	.125	.232	.318
4C3	4T3	4W3	.126	.187	.295	.381
4C4	4T4	4W4	.188	.250	.357	.443
4C5	4T5	4W5	.251	.312	.420	.506
5C6	4T6	4W6	.313	.375	.482	.568
4C7	4T7	4W7	.376	.437	.544	.630
4C8	4T8	4W8	.438	.500	.607	.693
ø.156, NOMINAL						
5C2	5T2	5W2	.063	.125	.274	.440
5C4	5T4	5W4	.126	.250	.399	.560
5C6	5T6	5W6	.251	.375	.524	.690
5C8	5T8	5W8	.376	.500	.679	.810
ø.187, NOMINAL						
6C2	6T2	6W2	.080	.125	.301	.480
6C4	6T4	6W4	.126	.250	.426	.600
6C6	6T6	6W6	.251	.375	.551	.720
6C8	6T8	6W8	.376	.500	.706	.840
6C10	6T10	6W10	.501	.625	.801	.970
6C12	6T12	6W12	.626	.750	.926	1.100
6C14	6T14	6W14	.751	.875	1.051	1.220
ø.250, NOMINAL						
8C2	8T2	8W2	.105	.125	.342	.520
8C4	8T4	8W4	.126	.250	.447	.650
8C6	8T6	8W6	.251	.375	.572	.770
8C8	8T8	8W8	.376	.500	.697	.890
8C10	8T10	8W10	.501	.625	.822	1.020
8C12	8T12	8W12	.626	.750	.947	1.158
8C14	8T14	8W14	.751	.875	1.072	1.270
8C16	8T16	8W16	.876	1.000	1.195	1.400

MS20605N

NICKEL - COPPER ALLOY (MONEL) TYPE FL, CA, ML, M
(SEE NOTES 6 AND 7)

ØA	FLUSH HEAD			
	B ±.004	C (REF)	E	
			MIN	MAX
.094	.179	.036	.002	.015
.125	.225	.042	.002	.015
.156	.286	.055	.002	.015
.187	.353	.070	.002	.015
.250	.476	.095	.002	.015

MANDREL LOADED	PLAIN STEM	SERRATED STEM	GRIP RANGE		LENGTH MAX	F MAX
			SUFFIX CODE	SUFFIX CODE		
Ø.094, NOMINAL						
3C1	3T1	3W1	.040	.062	.140	.281
3C2	3T2	3W2	.063	.125	.203	.281
3C3	3T3	3W3	.126	.187	.265	.343
3C4	3T4	3W4	.188	.250	.328	.405
Ø.125, NOMINAL						
4C1	4T1	4W1	.047	.062	.170	.256
4C2	4T2	4W2	.063	.125	.232	.318
4C3	4T3	4W3	.126	.187	.295	.381
4C4	4T4	4W4	.188	.250	.357	.443
4C5	4T5	4W5	.251	.312	.420	.506
4C6	4T6	4W6	.313	.375	.482	.568
4C7	4T7	4W7	.376	.437	.544	.630
4C8	4T8	4W8	.438	.500	.607	.693
Ø.156, NOMINAL						
5C2	5T2	5W2	.063	.125	.274	.440
5C4	5T4	5W4	.126	.250	.399	.560
5C6	5T6	5W6	.251	.375	.524	.690
5C8	5T8	5W8	.376	.500	.679	.810
Ø.187, NOMINAL						
6C2	6T2	6W2	.080	.125	.301	.480
6C4	6T4	6W4	.126	.250	.426	.600
6C6	6T6	6W6	.251	.375	.551	.720
6C8	6T8	6W8	.376	.500	.706	.840
6C10	6T10	6W10	.501	.625	.801	.970
6C12	6T12	6W12	.626	.750	.926	1.100
6C14	6T14	6W14	.751	.875	1.051	1.220
Ø.250, NOMINAL						
8C2	8T2	8W2	.105	.125	.342	.520
8C4	8T4	8W4	.126	.250	.447	.650
8C6	8T6	8W6	.251	.375	.572	.770
8C8	8T8	8W8	.376	.500	.697	.890
8C10	8T10	8W10	.501	.625	.822	1.020
8C12	8T12	8W12	.626	.750	.947	1.150
8C14	8T14	8W14	.751	.875	1.072	1.270
8C16	8T16	8W16	.876	1.000	1.195	1.400

MS20605N

ALUMINUM ALLOY 5056 TYPE B

(SEE NOTES 6 AND 8)

øA	FLUSH HEAD			
	B ±.004	C (REF)	E	
			MIN	MAX
+.003 -.001				
.094	.179	.036	.002	.010
.125	.225	.042	.002	.012
.156	.286	.055	.002	.012
.187	.353	.070	.002	.014
.250	.476	.095	.002	.016

MANDREL LOADED	PLAIN STEM	SERRATED STEM	GRIP RANGE		LENGTH MAX	F MAX
			SUFFIX CODE	SUFFIX CODE		
ø.094, NOMINAL						
3C1	3T1	3W1	.040	.062	.140	.281
3C2	3T2	3W2	.063	.125	.203	.281
3C3	3T3	3W3	.126	.187	.265	.343
3C4	3T4	3W4	.188	.250	.328	.405
ø.125, NOMINAL						
4C1	4T1	4W1	.047	.062	.170	.256
4C2	4T2	4W2	.063	.125	.232	.318
4C3	4T3	4W3	.126	.187	.295	.381
4C4	4T4	4W4	.188	.250	.357	.443
4C5	4T5	4W5	.251	.312	.420	.506
4C6	4T6	4W6	.313	.375	.482	.568
4C7	4T7	4W7	.376	.437	.544	.630
4C8	4T8	4W8	.438	.500	.607	.693
ø.156, NOMINAL						
5C2	5T2	5W2	.063	.125	.274	.440
5C4	5T4	5W4	.126	.250	.399	.560
5C6	5T6	5W6	.251	.375	.524	.690
5C8	5T8	5W8	.376	.500	.679	.810
ø.187, NOMINAL						
6C2	6T2	6W2	.080	.125	.301	.480
6C4	6T4	6W4	.126	.250	.426	.600
6C6	6T6	6W6	.251	.375	.551	.720
6C8	6T8	6W8	.376	.500	.706	.840
6C10	6T10	6W10	.501	.625	.801	.970
6C12	6T12	6W12	.626	.750	.926	1.100
6C14	6T14	6W14	.751	.875	1.051	1.220
ø.250, NOMINAL						
8C2	8T2	8W2	.105	.125	.342	.520
8C4	8T4	8W4	.126	.250	.447	.650
8C6	8T6	8W6	.251	.375	.572	.770
8C8	8T8	8W8	.376	.500	.697	.890
8C10	8T10	8W10	.501	.625	.822	1.020
8C12	8T12	8W12	.626	.750	.947	1.150
8C14	8T14	8W14	.751	.875	1.072	1.270
8C16	8T16	8W16	.876	1.000	1.195	1.400

MS20605N

ALUMINUM ALLOY 2117 TYPE AD

(SEE NOTE 6)

ØA +.003 -.001	FLUSH HEAD			
	B ±.004	C (REF)	E	
			MIN	MAX
.094	.179	.036	.002	.010
.125	.225	.042	.002	.012
.156	.286	.055	.002	.012
.187	.353	.070	.002	.014
.250	.476	.095	.002	.016

MANDREL LOADED	PLAIN STEM	SERRATED STEM	GRIP RANGE		LENGTH MAX	F MAX
			SUFFIX CODE	SUFFIX CODE		
Ø.094, NOMINAL						
3C1	3T1	3W1	.040	.062	.140	.281
3C2	3T2	3W2	.063	.125	.203	.281
3C3	3T3	3W3	.126	.187	.265	.343
3C4	3T4	3W4	.188	.250	.328	.405
Ø.125, NOMINAL						
4C1	4T1	4W1	.047	.062	.170	.256
4C2	4T2	4W2	.063	.125	.232	.318
4C3	4T3	4W3	.126	.187	.295	.381
4C4	4T4	4W4	.188	.250	.357	.443
4C5	4T5	4W5	.251	.312	.420	.506
4C6	4T6	4W6	.313	.375	.482	.568
4C7	4T7	4W7	.376	.437	.544	.630
4C8	4T8	4W8	.438	.500	.607	.693
Ø.156, NOMINAL						
5C2	5T2	5W2	.063	.125	.274	.440
5C4	5T4	5W4	.126	.250	.399	.560
5C6	5T6	5W6	.251	.375	.524	.690
5C8	5T8	5W8	.376	.500	.679	.810
Ø.187, NOMINAL						
6C2	6T2	6W2	.080	.125	.301	.480
6C4	6T4	6W4	.126	.250	.426	.600
6C6	6T6	6W6	.251	.375	.551	.720
6C8	6T8	6W8	.376	.500	.706	.840
6C10	6T10	6W10	.501	.625	.801	.970
6C12	6T12	6W12	.626	.750	.926	1.100
6C14	6T14	6W14	.751	.875	1.051	1.220
Ø.250, NOMINAL						
8C2	8T2	8W2	.105	.125	.342	.520
8C4	8T4	8W4	.126	.250	.447	.650
8C6	8T6	8W6	.251	.375	.572	.770
8C8	8T8	8W8	.376	.500	.697	.890
8C10	8T10	8W10	.501	.625	.822	1.020
8C12	8T12	8W12	.626	.750	.947	1.150
8C14	8T14	8W14	.751	.875	1.072	1.270
8C16	8T16	8W16	.876	1.000	1.195	1.400

MS20605N

TYPE R

CRES A286 – SLEEVE
CRES 305 – STEM

SLEEVE AND STEM – PASSIVATE PER QQ-P-35

øA	FLUSH HEAD			
	B ±.004	C (REF)	E	
			MIN	MAX
.094	.179	.036	.002	.015
.125	.225	.042	.002	.015
.156	.286	.055	.002	.015
.187	.353	.070	.002	.015
.250	.476	.095	.002	.015

ø.094, NOMINAL					
MANDREL LOADED	SERRATED STEM	GRIP RANGE		LENGTH MAX	F MAX
		MIN	MAX		
3C1	3W1	.040	.062	.140	.218
3C2	3W2	.063	.125	.203	.281
3C3	3W3	.126	.187	.265	.343
3C4	3W4	.188	.250	.328	.405
3C5	3W5	.251	.312	.390	.468
3C6	3W6	.313	.375	.453	.530
3C7	3W7	.376	.437	.515	.592
3C8	3W8	.438	.500	.578	.655
3C9	3W9	.501	.562	.640	.718
3C10	3W10	.563	.625	.705	.780
3C11	3W11	.626	.687	.765	.843
3C12	3W12	.688	.750	.828	.905

ø.156, NOMINAL					
MANDREL LOADED	SERRATED STEM	GRIP RANGE		LENGTH MAX	F MAX
		MIN	MAX		
5C2	5W2	.063	.125	.254	.352
5C3	5W3	.126	.187	.317	.425
5C4	5W4	.188	.250	.379	.477
5C5	5W5	.251	.312	.441	.539
5C6	5W6	.313	.375	.504	.601
5C7	5W7	.376	.437	.567	.665
5C8	5W8	.438	.500	.629	.727

ø.250, NOMINAL					
MANDREL LOADED	SERRATED STEM	GRIP RANGE		LENGTH MAX	F MAX
		MIN	MAX		
8C3	8W3	.126	.187	.385	.506
8C4	8W4	.188	.250	.447	.568
8C5	8W5	.251	.312	.510	.631
8C6	8W6	.313	.375	.572	.693
8C7	8W7	.376	.437	.635	.756
8C8	8W8	.438	.500	.697	.818
8C9	8W9	.501	.562	.760	.881
8C10	8W10	.563	.625	.822	.943
8C11	8W11	.626	.687	.885	1.005
8C12	8W12	.688	.750	.947	1.068

ø.125, NOMINAL					
MANDREL LOADED	SERRATED STEM	GRIP RANGE		LENGTH MAX	F MAX
		MIN	MAX		
4C1	4W1	.047	.062	.170	.256
4C2	4W2	.063	.125	.232	.318
4C3	4W3	.126	.187	.295	.381
4C4	4W4	.188	.250	.357	.443
4C5	4W5	.251	.312	.420	.506
4C6	4W6	.313	.375	.482	.568
4C7	4W7	.376	.437	.544	.630

ø.187, NOMINAL					
MANDREL LOADED	SERRATED STEM	GRIP RANGE		LENGTH MAX	F MAX
		MIN	MAX		
6C3	6W3	.126	.187	.340	.440
6C4	6W4	.188	.250	.402	.502
6C5	6W5	.251	.312	.465	.565
6C6	6W6	.313	.375	.527	.627
6C7	6W7	.376	.437	.590	.690
6C8	6W8	.438	.500	.652	.752
6C9	6W9	.501	.562	.715	.815
6C10	6W10	.563	.625	.777	.877
6C11	6W11	.626	.687	.840	.940
6C12	6W12	.688	.750	.902	1.002

MS20605N

TYPE H

CRES A286 – SLEEVE
CRES 305 – STEM

SLEEVE – CADMIUM PLATE PER QQ-P-416

STEM – PASSIVATE PER QQ-P-35

Ø.094, NOMINAL					
MANDREL LOADED	SERRATED STEM	GRIP RANGE		LENGTH	F
		MIN	MAX		
3C1	3W1	.040	.062	.140	.218
3C2	3W2	.063	.125	.203	.281
3C3	3W3	.126	.187	.265	.343
3C4	3W4	.188	.250	.328	.405
3C5	3W5	.251	.312	.390	.468
3C6	3W6	.313	.375	.453	.530
3C7	3W7	.376	.437	.515	.592
3C8	3W8	.438	.500	.578	.655
3C9	3W9	.501	.562	.640	.718
3C10	3W10	.563	.625	.705	.780
3C11	3W11	.626	.687	.765	.843
3C12	3W12	.688	.750	.828	.905

Ø.156, NOMINAL					
MANDREL LOADED	SERRATED STEM	GRIP RANGE		LENGTH	F
		MIN	MAX		
5C2	5W2	.063	.125	.254	.352
5C3	5W3	.126	.187	.317	.425
5C4	5W4	.188	.250	.379	.477
5C5	5W5	.251	.312	.441	.539
5C6	5W6	.313	.375	.504	.601
5C7	5W7	.376	.437	.567	.665
5C8	5W8	.438	.500	.629	.727

Ø.250, NOMINAL					
MANDREL LOADED	SERRATED STEM	GRIP RANGE		LENGTH	F
		MIN	MAX		
8C3	8W3	.126	.187	.385	.506
8C4	8W4	.188	.250	.447	.568
8C5	8W5	.251	.312	.510	.631
8C6	8W6	.313	.375	.572	.693
8C7	8W7	.376	.437	.635	.756
8C8	8W8	.438	.500	.697	.818
8C9	8W9	.501	.562	.760	.881
8C10	8W10	.563	.625	.822	.943
8C11	8W11	.626	.687	.885	1.005
8C12	8W12	.688	.750	.947	1.068

ØA +.003 -.002	FLUSH HEAD			
	B ±.004	C (REF)	E	
			MIN	MAX
.094	.179	.036	.002	.015
.125	.225	.042	.002	.015
.156	.286	.055	.002	.015
.187	.353	.070	.002	.015
.250	.476	.095	.002	.015

Ø.125, NOMINAL					
MANDREL LOADED	SERRATED STEM	GRIP RANGE		LENGTH	F
		MIN	MAX		
4C1	4W1	.040	.062	.170	.256
4C2	4W2	.063	.125	.232	.318
4C3	4W3	.126	.187	.295	.381
4C4	4W4	.188	.250	.357	.443
4C5	4W5	.251	.312	.420	.506
4C6	4W6	.313	.375	.482	.568
4C7	4W7	.376	.437	.544	.630

Ø.187, NOMINAL					
MANDREL LOADED	SERRATED STEM	GRIP RANGE		LENGTH	F
		MIN	MAX		
6C3	6W3	.126	.187	.340	.440
6C4	6W4	.188	.250	.402	.502
6C5	6W5	.251	.312	.465	.565
6C6	6W6	.313	.375	.527	.627
6C7	6W7	.376	.437	.590	.690
6C8	6W8	.438	.500	.652	.752
6C9	6W9	.501	.562	.715	.815
6C10	6W10	.563	.625	.777	.877
6C11	6W11	.626	.687	.840	.940
6C12	6W12	.688	.750	.902	1.002

MS20605N

STEEL 1008, 1012, 1018 TYPE S

ØA	FLUSH HEAD	
	B	C (REF)
+ .003 - .002	±.004	
.094	.179	.036
.125	.225	.042
.156	.286	.055
.187	.353	.070
.250	.476	.095

Ø.094, NOMINAL					
MANDREL LOADED	SERRATED STEM	GRIP RANGE		LENGTH MAX	F MAX
		SUFFIX CODE	SUFFIX CODE		
3C1	3W1	.040	.062	.140	.218
3C2	3W2	.063	.125	.203	.281
3C3	3W3	.126	.187	.265	.343
3C4	3W4	.188	.250	.328	.405
3C5	3W5	.251	.312	.390	.468
3C6	3W6	.313	.375	.453	.530
3C7	3W7	.376	.437	.515	.592
3C8	3W8	.438	.500	.578	.655
3C9	3W9	.501	.562	.640	.718
3C10	3W10	.563	.625	.705	.780
3C11	3W11	.626	.687	.765	.843
3C12	3W12	.688	.750	.828	.905

Ø.125, NOMINAL					
MANDREL LOADED	SERRATED STEM	GRIP RANGE		LENGTH MAX	F MAX
		SUFFIX CODE	SUFFIX CODE		
4C1	4W1	.047	.062	.170	.256
4C2	4W2	.063	.125	.232	.318
4C3	4W3	.126	.187	.295	.381
4C4	4W4	.188	.250	.357	.443
4C5	4W5	.251	.312	.420	.506
4C6	4W6	.313	.375	.482	.568
4C7	4W7	.376	.437	.544	.630

Ø.156, NOMINAL					
MANDREL LOADED	SERRATED STEM	GRIP RANGE		LENGTH MAX	F MAX
		SUFFIX CODE	SUFFIX CODE		
5C2	5W2	.063	.125	.254	.352
5C3	5W3	.126	.187	.317	.425
5C4	5W4	.188	.250	.379	.477
5C5	5W5	.251	.312	.441	.539
5C6	5W6	.313	.375	.504	.601
5C7	5W7	.376	.437	.567	.665
5C8	5W8	.438	.500	.629	.727

Ø.187, NOMINAL					
MANDREL LOADED	SERRATED STEM	GRIP RANGE		LENGTH MAX	F MAX
		SUFFIX CODE	SUFFIX CODE		
6C3	6W3	.126	.187	.340	.440
6C4	6W4	.188	.250	.402	.502
6C5	6W5	.251	.312	.465	.565
6C6	6W6	.313	.375	.527	.627
6C7	6W7	.376	.437	.590	.690
6C8	6W8	.438	.500	.652	.752
6C9	6W9	.501	.562	.715	.815
6C10	6W10	.563	.625	.777	.877
6C11	6W11	.626	.687	.840	.940
6C12	6W12	.688	.750	.902	1.002

Ø.250, NOMINAL					
MANDREL LOADED	SERRATED STEM	GRIP RANGE		LENGTH MAX	F MAX
		SUFFIX CODE	SUFFIX CODE		
8C3	8W3	.126	.187	.385	.506
8C4	8W4	.188	.250	.447	.568
8C5	8W5	.251	.312	.510	.631
8C6	8W6	.313	.375	.572	.693
8C7	8W7	.376	.437	.635	.756
8C8	8W8	.438	.500	.697	.818
8C9	8W9	.501	.562	.760	.881
8C10	8W10	.563	.625	.822	.943
8C11	8W11	.626	.687	.885	1.005
8C12	8W12	.688	.750	.947	1.068

MS20605N

MILITARY INTERESTS

CUSTODIANS

ARMY - AR
NAVY - AS
AIR FORCE - 99

REVIEWER:

ARMY - AV, MI
NAVY - SH
AIR FORCE - 82
NATIONAL SECURITY AGENCY - NS

PREPARING ACTIVITY

DLA-IS

(PROJECT: 5320-0900)